

Purchasing Managers Index of Puerto Rico Manufacturing

January 2020



Transmission of material in this release is embargoed

until 10:00 a.m. (AST) Monday, February 3, 2019

(787) 819-0730 • preguntas@estadisticas.pr

<https://estadisticas.pr/encuestas/puerto-rico-manufacturing>

PUERTO RICO MANUFACTURING PMI INCREASED TO 46.5 IN JANUARY

On a Non-Seasonally Adjusted (NSA) basis, the Purchasing Managers Index (PMI) for Puerto Rico's manufacturing sector increased to 46.5 in January and remained below the threshold level for the tenth consecutive month. A reading below the threshold level suggests a contraction in the manufacturing sector with respect to the previous month. The New Orders, Production and Employment sub-indexes increased with respect to the previous month. On a positive note, the Own Inventories and Supplier Deliveries sub-indexes were at or above the threshold level of 50. Puerto Rico Manufacturing-Purchasing Managers Index (PRM-PMI) has been at or above the threshold level in 66 of the 117 months since the survey was first undertaken. The PRM-PMI is currently available only on a Non-Seasonally Adjusted (NSA) basis which means that seasonal fluctuations can affect its performance.

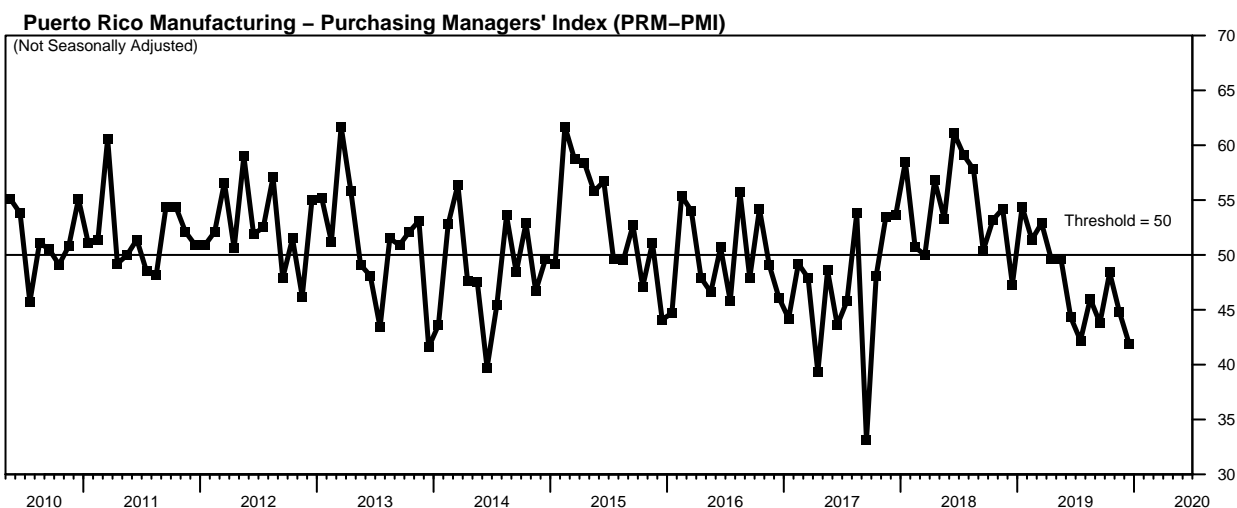


Table 1. Puerto Rico Manufacturing – Purchasing Managers' Index (NSA): January 2020

	Better	Same	Worse	PMI		
Órdenes nuevas	5	65	30	37.5	Lower	New orders
Producción	5	65	30	37.5	Lower	Production
Empleo	5	80	15	45	Lower	Employment
Entregas de suplidores	15	80	5	55	Slower	Supplier deliveries
Inventarios de su empresa	30	55	15	57.5	Higher	Own inventories
Puerto Rico Manufacturing – Purchasing Managers Index (NSA)				46.5	Contraction	

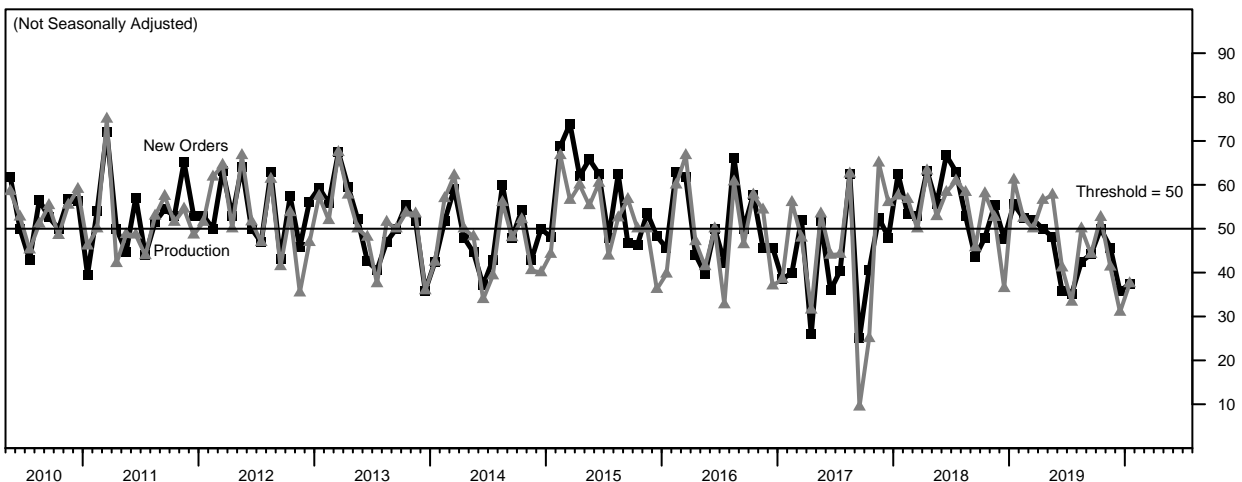
Note: Not Seasonally Adjusted (NSA)

New Orders

In January, the New Orders PMI (NSA) increased to 37.5, remaining below the threshold. A reading below 50 indicates that on a Non-Seasonally adjusted (NSA) basis, new orders at manufacturing establishments in January were lower than in December.

Production

The Production PMI (NSA) increased to 37.5 in January, after having decreased to 31.0 last month. A reading below 50 indicates that on a Non-Seasonally Adjusted (NSA) basis, manufacturing production in January was lower than in December.

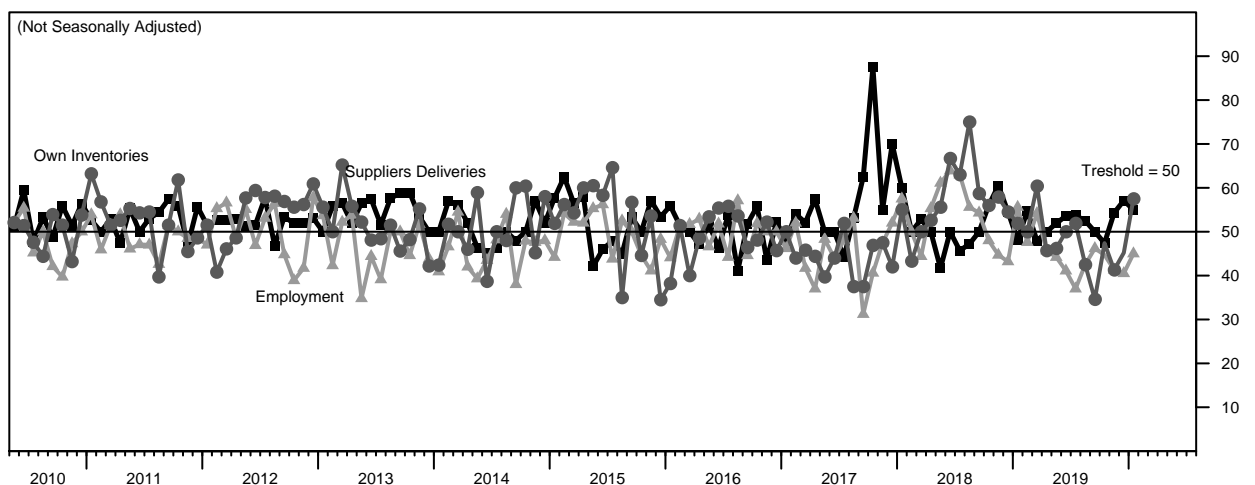


Employment

In January, the Employment PMI (NSA) increased to 45.0, remaining below the threshold level for the tenth consecutive month. A reading below 50 suggests that on a Non-Seasonally Adjusted (NSA) basis there was contraction. Manufacturing employment in January was lower than in December.

Supplier Deliveries

The Supplier Deliveries PMI (NSA) decreased to 55.0 in January, remaining above the threshold level. A reading above the threshold of 50 indicates that on a Non-Seasonally Adjusted (NSA) basis, the speed of supplier deliveries in January was slower than in December.



Own Inventories

In January, the Own Inventories PMI (NSA) increased to 57.5, which is above the threshold level of 50. A reading above 50 indicates that on a Non-Seasonally Adjusted (NSA) basis, inventories in manufacturing establishments in January were higher than in December.

Methodological note

The Puerto Rico Manufacturing-Purchasing Managers Index (PRM-PMI) is the result of a collaborative project between the Puerto Rico Manufacturers Association and the Puerto Rico Institute of Statistics. The PRM-PMI measures short-run business conditions in Puerto Rico's manufacturing sector, and provides a broad-based metric for the productive side of Puerto Rico's economy. It is currently in a testing phase to ensure a reliable methodology. The methodology is similar to PMI surveys conducted elsewhere. The survey questionnaire is available at <https://estadisticas.pr/encuestas/puerto-rico-manufacturing>. The participants include manufacturing establishments with 50 or more employees with membership in the Puerto Rico Manufacturers Association. Currently, results are presented on a Non-Seasonally Adjusted (NSA) basis. In the future, with sufficient data points, a seasonally adjusted version of the PRM-PMI will be prepared, which will smooth away the influence of any seasonal fluctuations.

The PRM-PMI is calculated as the simple average of 5 sub-indexes, representing different business conditions in manufacturing establishments: New Orders PMI, Production PMI, Employment PMI, Supplier Deliveries PMI, Own Inventories PMI. The sub-indexes are computed using a diffusion index methodology. Specifically, for any given month with respect to the previous month, participants are asked to answer whether the business condition of the establishment: (1) improved, (2) remained the same, or (3) deteriorated. Diffusion indexes are calculated as the percentage of responses that indicate the business condition improved plus half of the percentage of responses that indicate the business condition remained the same. Responses that indicate the business condition deteriorated are not taken into account in calculating diffusion indexes. The survey also includes questions on other business conditions. The diffusion indexes that correspond to these questions are currently under evaluation.

This report was prepared by the staff of the Puerto Rico Institute of Statistics and has not been evaluated by the Board of Directors of the Puerto Rico Institute of Statistics. The information contained in this report need not reflect the official opinion of the Board of Directors of the Puerto Rico Institute of Statistics. No warranty, express or implied, is attached to these figures. While the figures are compiled with professional care, no representations about appropriateness, accuracy, or suitability for specific applications are made.

Contact information

Contact person: Ana Gabriela Jara Castro, Statistical Projects Manager
Addresses: Physical – 57 Quisqueya St., Suite 2000, San Juan, PR 00917; Postal – P.O. Box 195484, San Juan, PR 00919
Telephones: Direct – (787) 819-0730; E-mail – ana.jara@estadisticas.pr

To obtain a copy of this report

(1) Visit <https://estadisticas.pr/encuestas/puerto-rico-manufacturing>, (2) email your request to preguntas@estadisticas.pr, (3) call (787) 819-0730, (4) mail your request to the Puerto Rico Institute of Statistics, P.O. Box 195484, San Juan, PR 00919, or (5) visit the offices of the Puerto Rico Institute of Statistics at 57 Quisqueya St., Suite 2000, San Juan, PR 00917, between the hours of 8:00 a.m. and 5:30 p.m. The report is available on paper and in the following electronic formats: pdf and Microsoft Excel. The report is free.

Publication calendar

The monthly PRM-PMI report is published at 10:00 a.m. on the first business day of the month. In specific, the table below shows the expected publication dates of the PRM-PMI report during calendar year 2020:

Reference month	Publication date
Nov-19	January 2, 2020
Dec-19	February 3, 2020
Jan-20	March 3, 2020
Feb-20	April 1, 2020
Mar-20	May 1, 2020
Apr-20	June 1, 2020

Reference month	Publication date
May-20	July 1, 2020
Jun-20	August 3, 2020
Jul-20	September 1, 2020
Aug-20	October 1, 2020
Sep-20	November 2, 2020
Oct-20	December 1, 2020